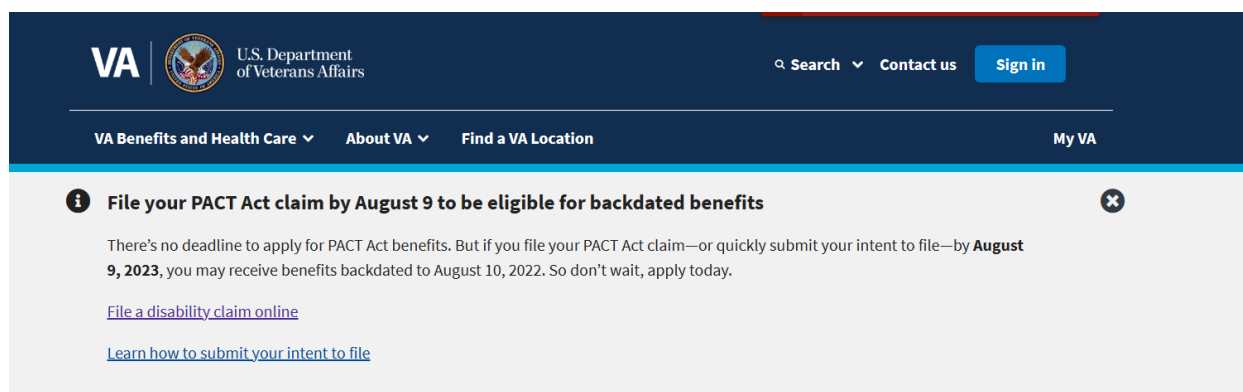


For general information regarding the PACT Act and benefits that veterans may be granted due to the act please

logon to <https://www.va.gov/resources/the-pact-act-and-your-va-benefits/>

This guide was put together to assist in understanding and claim of benefits associated with the first deadline of

August 9, 2023. **Please note that you can apply for PACT Act benefits beyond August 9th**, this is just the deadline if you would like to be considered for backdated benefits. Please also note that backdating benefits may cause a debt if the veteran was on active duty during a period they are paid for veterans benefits (example: you cannot be paid for drill and VA disability). There are separate rules for retired veterans, please discuss how va disability benefits may impact your retirement with your Veterans Service Officer of Retirement Services Office.



The screenshot shows the top navigation bar of the VA website. On the left is the VA logo and the text "U.S. Department of Veterans Affairs". On the right are links for "Search", "Contact us", and a "Sign in" button. Below the navigation bar is a horizontal menu with "VA Benefits and Health Care", "About VA", "Find a VA Location", and "My VA". A notification banner is displayed below the menu, titled "File your PACT Act claim by August 9 to be eligible for backdated benefits". The banner text states: "There's no deadline to apply for PACT Act benefits. But if you file your PACT Act claim—or quickly submit your intent to file—by **August 9, 2023**, you may receive benefits backdated to August 10, 2022. So don't wait, apply today." Below the text are two links: "File a disability claim online" and "Learn how to submit your intent to file".

VA | U.S. Department of Veterans Affairs

Search Contact us Sign in

VA Benefits and Health Care About VA Find a VA Location My VA

i File your PACT Act claim by August 9 to be eligible for backdated benefits x

There's no deadline to apply for PACT Act benefits. But if you file your PACT Act claim—or quickly submit your intent to file—by **August 9, 2023**, you may receive benefits backdated to August 10, 2022. So don't wait, apply today.

[File a disability claim online](#)

[Learn how to submit your intent to file](#)

[Home](#) > [Resources and support](#) > [The PACT Act and your VA benefits](#)

Step 1: Login to VA.gov


The screenshot shows the VA.gov homepage. At the top, there is a dark blue header with the VA logo, the U.S. Department of Veterans Affairs name, and navigation links for Search, Contact us, and a blue 'Sign in' button which is circled in yellow. Below the header, there are links for 'VA Benefits and Health Care', 'About VA', and 'Find a VA Location'. The main content area features a 'Welcome to VA.gov' message, a large heading 'The PACT Act and your VA benefits', and a subheading 'This new law expands and extends eligibility for care and benefits for Veterans and survivors related to toxic exposures.' A link 'Learn what the PACT Act means for you' is provided. To the right, a white box prompts users to 'Create an account to manage your VA benefits and care in one place — any time, from anywhere.' with a 'Create account' button and a link 'Learn how an account helps you'. Below the main content, there is a 'Search' bar and a 'Top pages' section with links to 'Check your claim or appeal status', 'Compare GI Bill benefits', 'Get mental health care', and 'Review your payment history'.

Step 2: Once logged in, click on the VA Benefits and Health Care Tab, then click on Disability, then click on File a Claim Online.

The screenshot shows the VA.gov user interface after logging in. The top header includes the VA logo, the U.S. Department of Veterans Affairs name, and navigation links for Search, Contact us, and a user profile dropdown for 'Marjory'. Below the header, there are links for 'VA Benefits and Health Care', 'About VA', and 'Find a VA Location'. The 'VA Benefits and Health Care' link is circled in yellow. A dropdown menu is open, showing various categories: Health care, Disability, Education and training, Careers and employment, Pension, Housing assistance, Life insurance, Burials and memorials, Records, Service member benefits, and Family member benefits. The 'Disability' link is circled in yellow. Below the dropdown, the 'Disability' section is expanded, showing a list of options: 'View all in disability', 'Get disability benefits', 'Eligibility', 'How to file a claim', 'Survivor and dependent compensation (DIC)', and 'File a claim online'. The 'File a claim online' link is circled in yellow. To the right, there is a 'Manage your benefits' section with links for 'Check your claim or appeal status', 'View your VA payment history', 'Upload evidence to support your claim', 'File for a VA disability increase', and 'Request a decision review or appeal'. A red box with a document icon and the text 'Fully Developed Claims program' is also visible.

Step 3: Click on the correct answer, then follow the next screens to determine your individual next steps.

VA

Department of Veterans Affairs

Search

Contact us

Marjory

VA Benefits and Health Care

About VA

Find a VA Location

My VA

My HealtheVet

[Home](#) › [Disability Benefits](#) › File for disability compensation

File for disability compensation

Equal to VA Form 21-526EZ

Is this the form I need?

Use this form to file for disability benefits for an illness or injury that was caused by—or got worse because of—your active military service. If you're still on active duty, you can file for disability benefits under the Benefits Delivery at Discharge program. This program allows you to file for benefits 180 to 90 days before you leave the military.

Not sure you're eligible for VA disability benefits? [Find out if you're eligible for disability compensation](#)

Answer a few questions to get started.

Are you on active duty right now?

☐ Yes

☐ No

Is this the form I need?

Use this form to file for disability benefits for an illness or injury that was caused by—or got worse because of—your active military service. If you're still on active duty, you can file for disability benefits under the Benefits Delivery at Discharge program. This program allows you to file for benefits 180 to 90 days before you leave the military.

Not sure you're eligible for VA disability benefits? [Find out if you're eligible for disability compensation](#)

Answer a few questions to get started.

Are you on active duty right now?

☐ Yes

☒ No

Are you filing a new claim or are you disagreeing with a VA decision on an earlier claim?

☐ I'm filing a claim for a new condition or for a condition that's gotten worse.

☐ I'm disagreeing with a VA decision on my claim.

If you are currently not on active-duty status (does not include IDT) click on **NO** and chose the option that is correct for your situation

Already know this is the right form?

If you know VA Form 21-526EZ is correct, or if you were directed to complete this application, you can go straight to the application without answering the questions above.

Not sure you're eligible for VA disability benefits? [Find out if you're eligible for disability compensation](#)

Answer a few questions to get started.

Are you on active duty right now?

☒ Yes

☐ No

What's the date or anticipated date of your release from active duty?

Month

Day

Year

January

11

2024

Based on your separation date, you can file a disability claim under the Benefits Delivery at Discharge (BDD) program.

You have **83** days left to file a BDD claim. You have until **October 13, 2023 at 11:59 p.m. CST** to complete and submit the form.



[File a BDD disability claim online](#)

[Learn more about the BDD program](#)

If you are currently on active-duty status (does not include IDT) click on **YES** and identify the end date of your current orders. A veteran must be within six months of their last day on orders to apply for benefits. The date identified is the date you may apply. If you are within the six month window you will be allowed to continue.

Answer a few questions to get started.

Are you on active duty right now?

- ☐ Yes
☒ No

Are you filing a new claim or are you disagreeing with a VA decision on an earlier claim?

- ☒ I'm filing a claim for a new condition or for a condition that's gotten worse.
☐ I'm disagreeing with a VA decision on my claim.

If you are currently not on active-duty status (does not include IDT) click on **NO** and chose the option that is correct for your situation, then click on **File a Disability Claim Online**

Based on your responses, you'll file for disability benefits using **VA Form 21-526EZ**.

 [File a disability claim online](#)

[Learn about other ways you can file a disability claim](#)

Already know this is the right form?

If you know VA Form 21-526EZ is correct, or if you were directed to complete this application, you can go straight to the application without answering the questions above.

[If you know VA Form 21-526EZ is right, apply now](#)

Answer a few questions to get started.

Are you on active duty right now?

- ☐ Yes
☒ No

Are you filing a new claim or are you disagreeing with a VA decision on an earlier claim?

- ☐ I'm filing a claim for a new condition or for a condition that's gotten worse.
☒ I'm disagreeing with a VA decision on my claim.

If you are currently not on active-duty status and you have been denied for an illness that is now covered by the PACT Act, click on **I'm disagreeing with a VA decision on my claim.**

If you disagree with a VA decision on your claim, you'll need to request a decision review.

[Learn about the decision review process](#)

Already know this is the right form?


If you know VA Form 21-526EZ is correct, or if you were directed to complete this application, you can go straight to the application without answering the questions above.


[If you know VA Form 21-526EZ is right, apply now](#)

[Home](#) > [Disability Benefits](#) > **File for disability compensation with VA Form 21-526EZ**

File for disability compensation with VA Form 21-526EZ

Equal to VA Form 21-526EZ (Application for Disability Compensation and Related Compensation Benefits).

**Note:** Since you're signed in to your account, we can prefill part of your application based on your account details. You can also save your application in progress and come back later to finish filling it out.


 **Start the Disability Compensation Application**

By clicking the button to start the disability application, you'll declare your intent to file. This will reserve a potential effective date for when you could start getting benefits. You have 1 year from the day you submit your intent to file to complete your application.

If you have not previously begun a claim you will see this screen, click on **Start the Disability Compensation Application**, and continue.

[Home](#) > [Disability Benefits](#) > **File for disability compensation**

File for disability compensation

**Your Intent to File request has been submitted**

Thank you for submitting your Intent to File request for disability compensation. Your Intent to File will expire on July 22, 2024.

Please note: We found a previous Intent to File request in our records that expired on June 25, 2024. This ITF might have been from an application you started, but didn't finish before the ITF expired. Or, it could have been from a claim you already submitted.

[What is an Intent to File?](#)

Continue

You will be sent to this screen next. Note that the system gives the date of July 22, 2024 as the date that this intent to file will expire. You will have one year to submit this claim. You can submit a PACT Act claim at any time, but it must be before this date if you would like to be considered for backpay.

File for disability compensation

✓ You already have an Intent to File

Our records show that you already have an Intent to File for disability compensation. Your Intent to File will expire on March 27, 2024. You'll need to submit your claim by this date in order to receive payments starting from your effective date.

What is an Intent to File? [▼](#)

Continue

If a previous claim has been submitted this screen will populate showing the date (in this case March 27, 2024) that the claim must be submitted by the be considered for back pay. A claim can be filed at any time but must be submitted by this date to be considered for backpay.

Feedback

If you have previously been denied for an illness that is now covered by the PACT Act (before 11 August 2022) you will need to submit a Supplemental Claim to have your illness reconsidered under the new law. .

Supplemental Claims

File a Supplemental Claim

Higher-Level Reviews

Board Appeals

After you request a review

Contested claims

Insurance claims

Fiduciary claims

Manage your decision review or appeal +

More resources +

Claim and what to expect after you file.

Is a Supplemental Claim the right decision review option for me?

A Supplemental Claim may be the right option if you meet the requirements listed here.

You must meet both of these requirements:

- We decided your claim in the past, **and**
- Your claim isn't a contested claim

[Learn about contested claims](#)

And you must meet at least one of these requirements:

- You have new and relevant evidence to submit, **or**
- You're requesting a review of your claim based on a change in law (such as the PACT Act)

What we mean by "new and relevant" evidence

- **New evidence** is information you didn't submit to us in the past (or didn't identify for us to gather)
- **Relevant evidence** is information that proves or disproves something in your claim

Unless your Supplemental Claim is based on a change in law, you'll need to submit supporting evidence that's new and relevant for your application to be complete. You can also identify evidence you'd like us to gather for you.

Note: If you have new and relevant evidence, you can also request a Board Appeal. But this process will take longer.

If you have a presumptive condition now covered because of a change in law

You'll need to submit or identify medical evidence that documents the diagnosis and severity of your claimed condition.

If you have qualifying military service, we automatically assume (or "presume") that your service caused your condition. If you have a presumptive condition, you don't need to prove that your service caused the condition. You only need to meet the service requirements for the presumption.

Presumptive conditions under the PACT Act

The PACT Act law adds more than 20 presumptive conditions for burn pits, Agent Orange, and other toxic exposures. The law also adds new presumptive locations for Agent Orange and radiation exposure.

Not sure if we consider your condition presumptive?

[Find out what conditions are presumptive under the PACT Act](#)

How do I file a Supplemental Claim?

File online for a disability compensation claim

At this time, you can file online only for disability compensation claims.

 [File a Supplemental Claim online](#)

If a previous claim was denied that is now covered click on the **File a Supplemental Claim Online**, then click on **Disability Compensation Claim** on the next screen. Then click **Continue**.


File a Supplemental Claim

VA Form 20-0995

Is this the form I need?

Use this Supplemental Claim form (VA 20-0995) if you disagree with our decision on your claim and you meet at least 1 of these requirements:

- You have new and relevant evidence to submit, **or**
- You would like VA to review your claim based on a new law (such as the [PACT Act](#)).

What are other decision review options? 

What type of claim are you filing a Supplemental Claim for? (*Required)

- ☒ Disability compensation claim
- ☐ Another type of claim (not a disability claim)

Continue >>

Need help?

If you need help with this form, call us at 800-698-2411 (TTY: 711). Then select 0. We're here 24/7.

- The decision date of any issue you want us to review. You can ask us to review more than 1 issue.
- The name and address of any private medical facility you'd like us to request your records from.
- The dates you were treated at that private medical facility.

[Types of Evidence](#) ▼

3 Start your Supplemental Claim

We'll take you through each step of the process. It should take about 15 minutes.

[What happens after I apply?](#) ▼

[Start your Claim](#)

Respondent burden: **15 minutes**

OMB Control #: **2900-0886**

Expiration date: **4/30/2024**

[View Privacy Act Statement](#)

Click on **Start your Claim** on the next screen, carefully read the directions on this screen and the follow-on screen to ensure you are submitting correctly or contact your nearest Veteran Service Officer.

Note the expiration date here is **LESS THAN ONE YEAR FROM THE DATE OF ACTION**. You must submit by this date to be considered for backpay.